

Potency Results

Sample Name: *Sour Breath Hash Hole Blunt*

Client: Thrive Flower

Client Batch ID: Blunt - BS.02.0024 - 006

Pinnacle-Analytics.com
3549 Lear Way, Suite 101
Medford OR 97504
P:(541)300-8217

Sample ID: rC-H-302-E2716

Matrix: Flower

Prep Analyst: Jeff A.

Analysis Method: 0668534+1 H4 5-24-2024 #1.lcm

Sampling Method: N/A

Reference Method: JCB 2009: HPLC/DAD

Analysis Batch: 12-13-2024 H4 302, 428 Flower

Date Sampled: 12/13/2024

Date Reported: 12/13/2024

Client License: N/A

130 Oak Park Dr. Suite A

Mooreville NC 28115

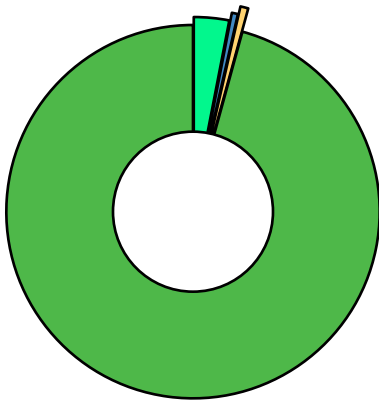
For R&D Purposes Only





Total THC (THCA*0.877+d9-THC)	22.7%
Total CBD (CBDA*0.877+CBD)	0.142%
Moisture Content	5.6%

Cannabinoid	% Weight	mg/g
CBDVA	<LOQ	<LOQ
CBDV	<LOQ	<LOQ
CBDA*	<LOQ	<LOQ
CBGA	<LOQ	<LOQ
CBG	0.819	8.19
CBD*	0.142	1.42
THCV	<LOQ	<LOQ
CBN	<LOQ	<LOQ
d9-THC*	0.184	1.84
d8-THC*	<LOQ	<LOQ
CBC	<LOQ	<LOQ
THCA*	25.7	257.0
Total Cannabinoids	26.84	268.0

*ORELAP Accredited Analyte

Limit Of Quantitation: 0.1%, analyte not measured



 CBG	 THCA*
 CBD*	
 d9-THC*	



These test results may not be altered or reproduced except in full without the permission of Pinnacle Analytics. These results were generated following the Oregon Administrative Rules and in accordance with the NELAP Institute under ORELAP License #4152
Report generated by Routine_Potency_Rev13_8-1-2023



Kris Ford, PhD
Lab Director



Quality Control Results

Analyst: Jeff A.

Analysis Batch: 12-13-2024 H4 302, 428 Flower


Pinnacle-Analytics.com
 3549 Lear Way, Suite 101
 Medford OR 97504
 P:(541)300-8217

	Duplicate RPD		LCS % Recovery		Method Blank	
	C-0-E2712-b	Limit	C-FL-121324	Limits	C-FB-121324	Limit
CBDA	1.08%	30%	100.0%	90-110%	<LOQ/2	LOQ/2
CBD	<LOQ%	30%	103.0%	90-110%	<LOQ/2	LOQ/2
d9-THC	1.24%	10%	107.0%	90-110%	<LOQ/2	LOQ/2
d8-THC	<LOQ%	30%	92.3%	90-110%	<LOQ/2	LOQ/2
THCA	1.21%	10%	101.0%	90-110%	<LOQ/2	LOQ/2

RPD: Relative Percent Difference between unknown sample and its duplicate
 LCS: Laboratory Control Sample with known concentration
 Case Comments: There were no divergences from ordinary Quality Control procedures or SOPs.



These test results may not be altered or reproduced except in full without the permission of Pinnacle Analytics. These results were generated following the Oregon Administrative Rules and in accordance with the NELAP Institute under ORELAP License #4152
 Report generated by Routine_Potency_Rev13_8-1-2023


 Kris Ford, PhD
 Lab Director